

Tool kits









CONTENTS









202-210

CZD-40 HSS (M3 ÷ M20)	threading tool kit	203
CZD-85 HSS (M3 ÷ M24, M8x1 ÷ M24x1,5)	threading tool kit	203
CZB-29 HSS (M3 ÷ M12)	threading tool kit	204
CZB-29W HSS (M3 ÷ M12)	threading tool kit	204
CZB-31 HSS (M3 ÷ M12)	threading tool kit	205
CZB-31 INOX (M3 ÷ M12)	threading tool kit	205
CZP-31 HSS mini (M1 ÷ M2,5)	threading tool kit	206
CZP-7 BIT HSS (M3 ÷ M10)	threading tool kit	206
CZP-8 B HSSE OPTI OX (M3 ÷ M12)	threading tool kit	207
CZP-8 R40 HSSE OPTI OX (M3 ÷ M12)	threading tool kit	207
CZP-8 C HSSE OPTI OX (M3 ÷ M12)	threading tool kit	207
CZW-19 HSSE INOX TiN (Ø1 ÷ Ø10)	high speed steel drill set	207
CZW-24 HSSE INOX TiN (Ø1 ÷ Ø10,5)	high speed steel drill set	207
CZW-25 HSSE INOX TiN (Ø1 ÷ Ø13)	high speed steel drill set	207
CZP-6 DIN-335-C (Ø6,3 ÷ Ø25)	countersink set	208
WDG (M3 ÷ M12)	drills set to remove broken taps	208
R-ER11	collet set	209
R-ER16	collet set	209
R-ER20	collet set	209
R-ER25	collet set	209
R-ER32	collet set	209
R-ER40	collet set	209
CZD-8 MSRh (M3 ÷ M12)	set of gauges	210
CZD8 MSBg (M3 ÷ M12)	set of gauges	210

CZD-40 HSS M3÷M20
INDEX Z1-040011-0000




	Taps	Screwing dies	Screw pitch gauge	Taps wrench	Die stock	Screwdriver
CONTENTS	DIN-352 HSS dla M3÷M12 DIN-352/2 HSS dla M14÷M20	DIN-EN 22 568 HSS 800	MWGa	PBPc	PBGa	RWWe
						
	M3 M4 M5 M6 M7, M8, M10 M12 M14 M16 M20	∅25 x 9: M3 M4 M5 M6 M7 M8 M10 ∅38 x 14: M12 M14 M16 M20	0,4 ÷ 6 mm	Nr 2 zm.: 2,5 ÷ 9 mm Nr 3: 4,9 ÷ 14 mm	∅25 x 9 mm ∅38 x 14 mm	4 x 90 mm
DIMENSIONS	475 x 255 x 40 mm					
WEIGHT	3,40 kg					

CZD-85 HSS M3÷M24
INDEX Z1-085011-0000




	Taps	Screwing dies	Screw pitch gauge	Taps wrenches	Die stocks	„T” type wrench	Screwdriver	Distance ring
CONTENTS	DIN-352 HSS - M3÷M12 DIN-352/2 HSS - M14÷M24 DIN-2181/2 HSS - MF≥14x1,25	DIN-EN 22 568 HSS 800	MWGa	PBPc	PBGa		RWWe	
								
	M3, M4, M5, M6, M8, M10, M12, M14, M16, M18, M20, M22, M24, M8x1, M10x1, M12x1,25, M12x1,5, M14x1,25, M14x1,5, M16x1,5, M18x1,5, M20x1,5, M22x1,5, M24x1,5	M3 M4 M5 M6 M8 M10 M12 M14 M16 M18 M20 M22 M24 M8x1 M10x1 M12x1,25 M12x1,5 M14x1,25 M14x1,5 M16x1,5 M18x1,5 M20x1,5 M22x1,5 M24x1,5	0,4 ÷ 6 mm	Nr 2 zm.: 2,5 ÷ 9 mm Nr 3: 4,9 ÷ 14 mm	∅25 x 9 mm ∅38 x 14 mm ∅45 x 18 mm ∅55 x 22 mm	Nr 1 (M2 ÷ M5)	4 x 90 mm	38 x 2 45 x 2 55 x 3
DIMENSIONS	550 x 380 x 70 mm							
WEIGHT	12 kg							



CZB-29 HSS M3÷M12
INDEX Z1-029012-0000


CONTENTS	Taps	Screwing dies
	DIN-352/3 HSS	DIN-EN 22 568 HSS 800
		
M3 M4 M5 M6 M8 M10 M12	∅25 x 9: M3 M4 M5 M6 M8 M10 M12	
DIMENSIONS	270 x 230 x 30 mm	
WEIGHT	0,85 kg	

CZB-29W HSS M3÷M12
INDEX Z1-029112-0000


CONTENTS	Taps	Screwing dies	Drills
	DIN-352/2 HSS	DIN-EN 22 568 HSS 800	DIN-338 N HSS
			
M3, M4, M5, M6, M8, M10, M12	∅25 x 9: M3, M4, M5, M6, M8, M10, M12	∅2,5; ∅3,3; ∅4,2; ∅5,0; ∅6,8; ∅8,5; ∅10,2	
DIMENSIONS	340 x 290 x 40 mm		
WEIGHT	1,20 kg		

CZB-31 HSS M3÷M12
INDEX Z1-031012-0000





CONTENTS	Taps	Screwing dies	Tap wrenches	Die stocks	Screwdriver
	DIN-352/3 HSS	DIN-EN 22 568 HSS 800	PBPc	PBGa	RWWe
M3 M4 M5 M6 M8 M10 M12	Ø25 x 9: M3 M4 M5 M6 M8 M10 M12	Nr 1,5: 2,5 ÷ 8 mm	Ø25 x 9 mm	4 x 90 mm	
DIMENSIONS	340 x 290 x 40 mm				
WEIGHT	1,52 kg				

CZB-31 INOX M3÷M12
INDEX Z2-031012-0000


CONTENTS	Taps	Screwing dies	Tap wrenches	Die stocks	Screwdriver
	DIN-352/3 HSSE INOX	DIN-EN 22 568 HSSE INOX	PBPc	PBGa	RWWe
M3 M4 M5 M6 M8 M10 M12	Ø25 x 9: M3 M4 M5 M6 M8 M10 M12	Nr 1,5: 2,5 ÷ 8 mm	Ø25 x 9 mm	4 x 90 mm	
DIMENSIONS	340 x 290 x 40 mm				
WEIGHT	1,52 kg				















CZP-31 HSS mini M1÷M2,5
INDEX Z1-031115-0000


	Taps	Screwing dies	Tap and die wrench
CONTENTS	DIN-352/2 HSS	DIN-EN 22 568 HSS	
			
	M1 M1,1 M1,2 M1,4 M1,6 M1,8 M2 M2,2 M2,5	Ø12 x 3: M1 M1,1 M1,2 M1,4 M1,6 M1,8 M2, Ø16 x 3: M2,2 M2,5	
DIMENSIONS	155 x 85 x 12 mm		
WEIGHT	0,17 kg		

CZP-7 BIT HSS M3÷M10
Z1-007020-0310


Designation	M Ød ₁	⬡	INDEX	Z1-007020
CZP-7 BIT HSS	M 3 ÷ M 10	1/4"	0310	●

CZP-8 B HSSE OPTI OX	CZP-8 R40 HSSE OPTI OX	CZB-8 C HSSE OPTI OX
INDEX Z2-081015-0000	INDEX Z2-085015-0000	INDEX Z2-082015-0000
		
CONTENTS		
Taps		
DIN-371 B ISO2 (6H) HSSE OPTI OX	DIN-371 C ISO2 (6H) R40 HSSE OPTI OX	DIN-371 C ISO2 (6H) C HSSE OPTI OX
		
M3 M4 M5 M6 M8 M10	M3 M4 M5 M6 M8 M10	M3 M4 M5 M6 M8 M10
DIN-376 B ISO2 (6H) HSSE OPTI OX	DIN-376 C ISO2 (6H) R40 HSSE OPTI OX	DIN-376 C ISO2 (6H) C HSSE OPTI OX
		
M12	M12	M12
Dimensions 145 x 90 x 37 mm		Weight 0,23 kg
CZW-19 HSSE INOX TiN Ø1,0 ÷ Ø10	CZW-24 HSSE INOX TiN Ø1,0 ÷ Ø10,5	CZW-25 HSSE INOX TiN Ø1,0 ÷ Ø13
INDEX Z2-019315-0000	INDEX Z2-024315-0000	INDEX Z2-025315-0000
		
CONTENTS		
1 1,5 2 2,5 3 3,5 4 4,5 5 5,5 6 6,5 7 7,5 8 8,5 9 9,5 10	1 1,5 2 2,5 3 3,5 4 4,5 5 5,5 6 6,5 7 7,5 8 8,5 9 9,5 10 + the dimensions of the thread 3,3 4,2 6,8 10,2 10,5	1 1,5 2 2,5 3 3,5 4 4,5 5 5,5 6 6,5 7 7,5 8 8,5 9 9,5 10 10,5 11 11,5 12 12,5 13





CZP-6 DIN-335-C Ø6,3 ÷ Ø25
INDEX Z2-065015-0000


CONTENTS	Countersinks set
	DIN-335-C HSSE Co8 TiCN
	
	6,3 10,4 16,5 20,5 25
DIMENSIONS	125 x 75 mm
WEIGHT	0,20 kg

WDG M3÷M12
INDEX W9-900002-0000


CONTENTS	Drills set to remove broken taps
	WDG
	
	M3 M4 M5 M6 M8 M10 M12
DIMENSIONS	290 x 340 x 40 mm
WEIGHT	1,225 kg

R-ER11	R-ER16	R-ER20
INDEX: R-ER11-13BOX	INDEX: R-ER16-10BOX	INDEX: R-ER20-12BOX
		
Plastic Box D.1÷7 x 0,5 mm	Plastic Box D.1÷10 x 1 mm	Plastic Box D.2÷13 x 1 mm


R-ER25	R-ER32	R-ER40
INDEX: R-ER25-15BOX	INDEX: R-ER32-18BOX	INDEX: R-ER40-23BOX
		
Aluminium Box D.2÷16 x 1 mm	Aluminium Box D.3÷20 x 1 mm	Aluminium Box D.4÷26 x 1 mm



CZD-8 MSRh M3÷M12
Index: Z3-200120-0312

Gouge dimensions ISO 1502




CONTENTS	Set of gauges
	MSRh 6G
	
	M3 M4 M5 M6 M8 M10 M12
DIMENSIONS	145 x 145 x 35 mm
WEIGHT	0,542 kg

CZD-8 MSBg M3÷M12
Index: Z3-302161-0312

Gouge dimensions ISO 1502



CONTENTS	Set of gauges
	MSBg 6H
	
	M3 M4 M5 M6 M8 M10 M12
DIMENSIONS	290 x 175 x 35 mm
WEIGHT	0,600 kg