

### Face Milling Tools · Planfräser

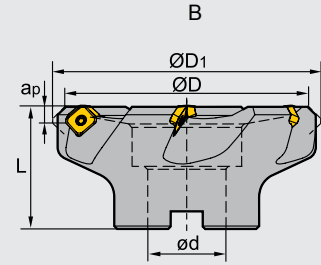
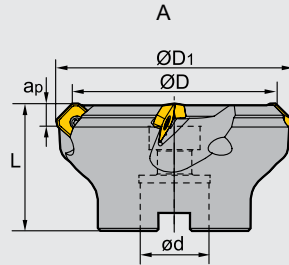
Kr:45°



**FMA02** P M K N S



Coarse and differential pitch  
Normale und weite Teilung





### Specification of tools · Werkzeug Beschreibung

Type Typ	Stock Lager	Dimension (mm) Abmessung							No. of teeth Zähne	Coupling Aufnahme	Weight Gewicht (kg)
		R	L	Ø D	Ø D <sub>1</sub>	Ø D	L	ap <sub>max</sub>			
<b>FMA02</b>	-050-A22-SE12-03	●	○	50	61	22	40	6	3	A	0.4
	-050-A22-SE12-03C	●	○	50	61	22	40	6	3	A	0.4
	-063-A22-SE12-04	●	○	63	74	22	40	6	4	A	0.6
	-063-A22-SE12-04C	●	○	63	74	22	40	6	4	A	0.6
	-080-A27-SE12-04	●	○	80	91	27	50	6	4	A	1.3
	-080-A27-SE12-04C	●	○	80	91	27	50	6	4	A	1.3
	-100-B32-SE12-05	●	○	100	107	32	50	6	5	B	1.3
	-100-B32-SE12-05C	○	○	100	107	32	50	6	5	B	1.3
	-125-B40-SE12-06	○	○	125	131	40	63	6	6	B	2.6
	-125-B40-SE12-06C	○	○	125	131	40	63	6	6	B	2.6

● Ex Stock / ab Lager ○ On demand / auf Anfrage

### Spare Parts · Ersatzteile

Diameter Durchmesser Ø D	Screw Schraube	Wrench Schlüssel
Ø50-Ø125	 I60M3.5×10	 WT15IS



Applicable tool  
Werkzeug **B11-B18**

Tools code key  
Werkzeug ISO **B26-B27**

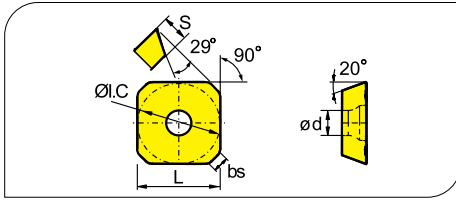
Grade selection guide  
Sortenauswahl **B19-B23**

Technical data  
Technische Daten **B215-B220**

# Milling · Fräsen

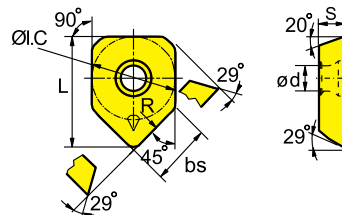
## Indexable Milling · Fräswendepplatten

Applicable inserts · Wendeschneidplatten



Workpiece Material Werkstoffe	Ideal Machining Condition Gute Bearbeitungsbedingungen		Normal Machining Condition Normale Bearbeitungsbedingungen		Unfavorable Machining Condition Ungünstige Bearbeitungsbedingungen	
	●	●	●	●	●	●
<b>P</b> Steel Stahl	●	●	●	●	●	●
<b>M</b> Stainless Steel Rostfreier Stahl	●	●	●	●	●	●
<b>K</b> Cast Iron Gusseisen	●	●	●	●	●	●
<b>N</b> Non-ferrous material Nichte Metalle						
<b>S</b> Heat-resistant steel Warmfester Stahl						

Insert shape Plattenform	Type Typ	Dimension (mm) Abmessung						CVD Coating CVD Beschicht.						PVD Coating PVD Beschicht.				Cermet Cermet	Carbide uncoat. unbe. Hartmetall							
		L	ØI.C	S	ød	bs	R	YBC301	YBC302	YBC401	YBM251	YBM253	YBM351	YBD152	YBD252	YBG102	YBG202		YBG205	YBG302	YBG152	YBG252	YNG151	YNG151C	YC30S	YD101
	SEET12T3-DF	13.4	13.4	3.97	4.1	2.55		●	●	●	●	●				●		○			○					
	SEET12T3-CF	13.4	13.4	3.97	4.1	2.55								●		●		○								●
	SEET12T3-EF	13.4	13.4	3.97	4.1	2.55											●		●							
	SEET12T3-DM	13.4	13.4	3.97	4.1	2.55		●	●	●	●	●	●				●		●							
	SEET12T3-CM	13.4	13.4	3.97	4.1	2.55								●		●		○								○
	SEET12T3-EM	13.4	13.4	3.97	4.1	2.55					●	○	●				●		●							
	SEET12T3-DR	13.4	13.4	3.97	4.1	2.55		●		●			●	●			○		○							
	SEET12T3-CR	13.4	13.4	3.97	4.1	2.55								●	●		○		○							
	SEET12T3-LH	13.4	13.4	3.97	4.1	2.55																		●		●
	SEET12T3-W	17.82	13.4	3.97	4.1	9.46	500				○			○		●		○			○					



● Ex Stock / ab Lager ○ On demand / auf Anfrage