









# Turning · Drehen


External turning tools · Drehwerkzeuge zur Außenbearbeitung

CC\*\* Toolholder · Halter


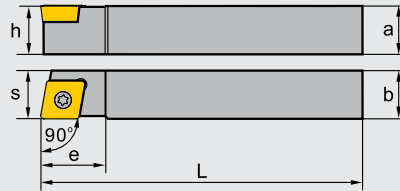
S-Clamping · S-Halter





## SCACR/ L

Kr:90°













R Type  
Rechtsausführung



Type Typ	Stock Lager	Dimension (mm) Abmessung							Screw Schraube	Wrench Schlüssel			
		R	L	a	b	L	h	s					e
<b>SCACR/ L</b>	<b>1010E06</b>	●	●	10	10	70	10	10.5	10				
	<b>1212F09</b>	●	●	12	12	80	12	12.7	16				

Applicable insert  
Wendeschneidplatten

Application Anwendung	Extra Finishing Feinbearbeitung	Finishing Schlichten	Semi-finishing Mittlere Bearbeit.	Roughing Schruppen	Al machining Alu-Bearbeitung	Cast iron machining Grauguss-Bearbeit.	PCBN/PCD inserts/WSP
insert shape Schneidplattenform	<b>SF</b>  A98	<b>HF</b>  A98	<b>HM</b>  A99	<b>HR</b>  A100	<b>LH</b>  A100	 A100	 A134
		<b>EF</b>  A99	<b>EM</b>  A99		<b>LC</b>  A100		
Type · Typ	<b>SCACR/ L**E06</b>	CC**0602**	CC**0602**	CC**0602**	CC**0602**	CCGX 0602**	CC** 0602**
	<b>SCACR/ L**F09</b>	CC**09T3**	CC**09T3**	CC**09T3**	CC**09T3**	CCGX 09T3**	CC** 09T3**

● ex stock · ab Lager ○ on demand · Anfrage

CC\*\* Toolholder · Halter


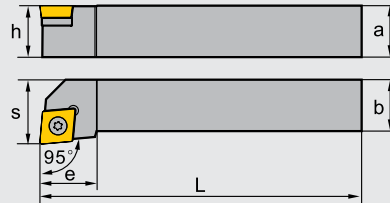
S-Clamping · S-Halter

### SCLCR/ L

Kr:95°













R Type  
Rechtsausführung



Type Typ		Stock Lager		Dimension (mm) Abmessung						Screw Schraube	Shim Unterlage	Shim Screw, Unterlage Schraube	Wrench Schlüssel
		R	L	a	b	L	h	s	e				
<b>SCLCR/ L</b>	<b>0808D06</b>	●	●	08	08	60	08	10	10	I60M2.5×6.5	—	—	WT07IP
	<b>1010E06</b>	●	●	10	10	70	10	12	10				
	<b>1212F09</b>	●	●	12	12	80	12	16	16				
	<b>1616H09</b>	●	●	16	16	100	16	20	16	I60M3.5×8	—	—	WT15IP
	<b>1616H12</b>	●	○	16	16	100	16	20	18				
	<b>2020K09</b>	●	●	20	20	125	20	25	25	I60M4×11X	C12BS	SM6×10XA	WT15IP WH40L
	<b>2020K12</b>	●	●	20	20	125	20	25	25				
	<b>2525M12</b>	●	●	25	25	150	25	32	26				
	<b>3225P12</b>	●	●	32	25	170	32	32	26				
	<b>3232P12</b>	●	○	32	32	170	32	40	28				

Applicable insert  
Wendeschneidplatten

Application Anwendung	Extra Finishing Feinbearbeitung	Finishing Schlichten	Semi-finishing Mittlere Bearbeit.	Roughing Schruppen	Al machining Alu-Bearbeitung	Cast iron mach. Grauguss- Bearbeitung	PCBN · PCD PCBN · PKD
insert shape Schneidplattenform	<b>SF</b>  A98	<b>HF</b>  A98	<b>HM</b>  A99	<b>HR</b>  A100	<b>LH</b>  A100	<b>Flat Flach</b>  A100	<b>Flat Flach</b>  A134
		<b>EF</b>  A99	<b>EM</b>  A99		<b>LC</b>  A100		
Type · Typ	<b>SCLCR / L**D / E06</b>	CC** 0602**	CC** 0602**	CC** 0602**	CC** 0602**	CCGX 0602**	CC** 0602**
	<b>SCLCR / L*F / H09</b>	CC** 09T3**	CC** 09T3**	CC** 09T3**	CC** 09T3**	CCGX 09T3**	CC** 09T3**
	<b>SCLCR / L**K / M / P12</b>		CC** 1204**	CC** 1204**	CC** 1204**	CCGX 1204**	CC** 1204**

A

General Turning  
Allgemeine Drehbearbeitung

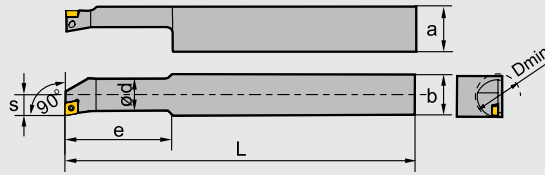




CC\*\* Toolholder · Halter










S-Clamping / S-Halter

### SCFCR

Kr:90°



Type Typ	Stock Lager		Dimension (mm) Abmessung							Screw Schraube	Wrench Schlüssel		
	R	L	Dmin	ød	L	s	a	b	e				
S10M-SCFCR/L06S25	●	●	13	10	150	7	27	25	30	I60M2.5×5.5	WT07IP		
S12P-SCFCR/L06S25	●		16	12	170	9	27	25	35	I60M2.5×6.5			
S16Q-SCFCR/L09S25	●	●	20	16	180	11	27	25	40	I60M3.5×8	WT15IP		
S20R-SCFCR/L09S25	●		25	20	200	13	27	25	45				
S25R-SCFCR/L12S25	●		32	25	200	17	27	25	50	I60M5×13	WT20IP		

Applicable insert Wendeschneidplatten		Extra Finishing Feinbearbeitung	Finishing Schlichten	Semi-finishing Mittlere Bearbeit.	Roughing Schruppen	Al machining Alu Bearbeitung	Cast iron ma. Grauguss Bear.
Application Anwendung		<b>SF</b>	<b>HF</b>	<b>HM</b>	<b>HR</b>	<b>LH</b>	
insert shape Schneidplattenform		 A98	 A98	 A99	 A100	 A100	Flat Flach  A100
			<b>EF</b>	<b>EM</b>		<b>LC</b>	
			 A99	 A99		 A100	
Type Typ	**_SCFCR06	CC**0602**	CC**0602**	CC**0602**	CC**0602**	CCGX0602**	CC**0602**
	**_SCFCR09	CC**09T3**	CC**09T3**	CC**09T3**	CC**09T3**	CCGX09T3**	CC**09T3**
	**_SCFCR12	CC**1204**	CC**1204**	CC**1204**	CC**1204**	CCGX1204**	CC**1204**

◆ Toolholder with holes for Coolant · Klemmhalter mit Kühlmittelbohrung

● ex stock · ab Lager ○ on demand · auf Anfrage

# A

General Turning  
Allgemeine Drehbearbeitung

# Turning · Drehen

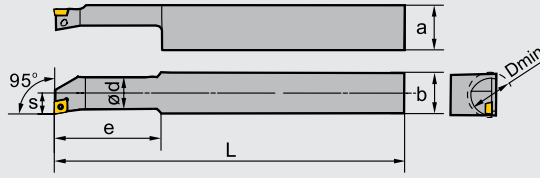
Internal turning tools · Drehwerkzeuge zur Innenbearbeitung

CC\*\* Toolholder · Halter

S-Clamping / S-Halter










## SCLCR

Kr:95°



Type Typ	Stock Lager		Dimension (mm) Abmessung							Screw Schraube	Wrench Schlüssel		
	R	L	Dmin	ød	L	s	a	b	e				
S10M-SCLCR06S20	○		13	10	150	7	22	20	30	I60M2.5×5.5	WT07IP		
S12P-SCLCR06S20	●		16	12	170	9	22	20	35				
S16Q-SCLCR09S20	●		20	16	180	11	22	20	40	I60M3.5×8	WT15IP		
S20R-SCLCR09S20	●		25	20	200	13	22	20	60				

Applicable insert  
Wendeschneidplatten

Application Anwendung	Extra Finishing Feinbearbeitung	Finishing Schlichten	Semi-finishing Mittlere Bearbeit.	Roughing Schruppen	Al machining Alu Bearbeitung	Cast iron Grauguss Bear.
insert shape Schneidplattenform	SF  A98	HF  A98	HM  A99	HR  A100	LH  A100	Flat Flach  A100
		EF  A99	EM  A99		LC  A100	
Type Typ	**SCLCR06S20	CC**0602**	CC**0602**	CC**0602**	CC**0602**	CCG0602**
	**SCLCR09S20	CC**09T3**	CC**09T3**	CC**09T3**	CC**09T3**	CCG09T3**

● ex stock · ab Lager ○ on demand · auf Anfrage ♦ Toolholder with holes for coolant · Klemhalter mit Kühlmittelbohrung



# Turning · Drehen

Internal turning tools · Drehwerkzeuge zur Innenbearbeitung

CP\*\* / CC\*\* Toolholder · Halter

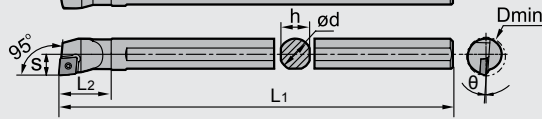
S-Clamping / S-Halter

## SCLPR/L SCLCR/L

Kr:95°



R type  
Rechtsausführung



Type Typ	Stock Lager		Dimension (mm) Abmessung							Screw Schraube	Wrench Schlüssel	Shim Unterlage	Shim/ Screw Schraube Unterlage
	R	L	ØD	ød	s	L <sub>1</sub>	L <sub>2</sub>	h	θ				
C10M-SCLPR/L06	●	●	12	10	6	150	17	9	7°	I60M2.5×5.5	WT07IP		
C12Q-SCLPR/L06	●	●	16	12	8	180	20	11	4°				
C16R-SCLPR/L09	●	●	20	16	10	200	29	15	4°				
C20S-SCLPR/L09	●	●	25	20	13	250	35	18	4°	I60M3.5×8	WT15IP		
◆ E16R-SCLPR/L09	○	○	19	16	10	200	-	15.5	-2°	I60M3.5×10	WT15IP		
◆ E20S-SCLPR/L09	○	○	24	20	13	250	-	19.5	-2°				
◆ E08K-SCLCR/L06-9	●	○	9	8	5	125	-	7.5	-12°	I60M2.5×5.5	WT07IP		
◆ E08K-SCLCR/L06-10	●	○	10	8	6	125	-	7.5	-12°				
◆ E10M-SCLCR/L06	●	○	12	10	7	150	-	9.5	-10°				
◆ E12Q-SCLCR/L06	●	○	15	12	9	180	-	11.5	-10°				
◆ E12Q-SCLCR/L09	●	●	15	12	9	180	-	11.5	-9°	I60M3.5×8	WT15IP		
◆ E16R-SCLCR/L06	●	○	18	16	10	200	-	15.5	-8°	I60M2.5×5.5	WT07IP		
◆ E16R-SCLCR/L09	●	●	18	16	10	200	-	15.5	-10°	I60M3.5×10	WT15IP		
◆ E20S-SCLCR/L09	●	●	24	20	13	250	-	19.5	-8°				
◆ E25T-SCLCR/L09	●	●	31	25	17	300	-	24	-6°				

more diameter on demand

Weitere Durchmesser auf Anfrage

Applicable insert  
Wendeschneidplatten

Application  
Anwendung

Extra Finishing  
Feinbearbeitung

insert shape  
Schneidplattenform

SF



A101

Type Typ	C*-SCLPR/L06	CP**0602**
	C*--SCLPR/L09	CP**09T3**
	E*-SCLCR/L06	CC**0602**
	E*--SCLCR/L09	CC**09T3**

● ex stock · ab Lager ○ on demand · auf Anfrage ◆ Toolholder with holes for coolant · Klemhalter mit Kühlmittelbohrung